



Bladerider – Front Foil Hinge Replacement

Last Update - August 26, 2008

Required Tools/Materials:

- Sikaflex 291 – BLACK
- Sikaflex Activator
- Sikaflex 206 – Primer
- Masking tape
- Front foil jigs (speak to your reseller if you wish to borrow or buy some)
- Acetone & clean cloth
- Plastic card
- Marker pen



Clean off all the old Sika-flex hinge, you may need to give it a light sand and wipe over with Acetone or Sika primer. Now mask up, per the photos below so that you leave only 4mm of gluing surface, careful taping is the key to a good job.





Bladerider – Front Foil Hinge Replacement

Last Update - August 26, 2008



Now following the photos place a small amount of Sika on the centre of the main flap, put the parts together, slide the 1st jig over, centre both pieces and mark them so you can glance at the marks to be sure that they still line up as you then place on the next two templates. The reason the two must be central is obvious but it pays to check that the centerboard control rod lines up with the flap connector (barrel nut) before you go too far with the gluing, otherwise it may not work well.







Bladerider – Front Foil Hinge Replacement

Last Update - August 26, 2008

Now turn the whole thing over and place a small piece of tape, flat, over the join on each end and side on the 4th template.






Bladerider – Front Foil Hinge Replacement

Last Update - August 26, 2008

Then as shown in the photos run the sikaflex along into the joint, use only medium pressure when squeezing the glue gun, do not go to fast you must make sure that the glue bonds well to the sides of each piece but not so slowly that you force too much into the joint.



The gap between the foil and flap should be about 2.5 to 3.0mm, that means that you wind up with a flexible hinge about 3.0mm X 4.0mm. As soon as you have done one side, blade it off flat with the top tape before it skins up.





Bladerider – Front Foil Hinge Replacement

Last Update - August 26, 2008



Leave the foil for 48hrs to dry before using it.